12 YEARS OF BAMBOO STORIES

MATERIALS AND FINISHES • 2021

BAMBOO CONSTRUCTION ENGINEERING

MATERIALS AND FINISHES

STRUCTURE

- **COLUMNS & PEDESTALS** P.4
- **CENTRAL COLUMNS** P.7
- **COLUMNS VARIATIONS** P.8
- **BAMBOO ARCHES** P.9

ROOF STRUCTURE

- **BEAMS** P.12
- **RAFTERS** P.15

ROOF EDGE - LISPLANK

- **BAMBOO SPLITS 5CM** P.18
- **BAMBOO LIDI** P.20
- **ROUND BAMBOO Ø** P.21

ROOF EDGE - COVER

- **PELUPUH STRAIGHT** P.24
- **PELUPUH CURVER** P.25

CEILING & CLADDING

- **BAMBOO PANCING Ø 3 CM** P.27
- **BAMBOO TALI Ø 6-7CM** P.28
- **BLACK BAMBOO Ø 6-7CM** P.29
- **PELUPUH –** *Open bamboo* P.30

ROPES - TALI

- **TALI IJUK -** *Black coconut string* P.32
- **TALI BAMBOO –** *Woven bamboo string* P.33
- **TALI MENDONG –** *Woven mendong string* P.34
- **TALI RATTAN –** *Rattan string* P.35

COVER STEEL BAR & COVER HOLE

- **BAMBOO PETUNG** P.37
- **BAMBOO PANCING** P.38
- **BAMBOO HOLES** P.39

ELECTRIC INSTALLATION

- **ELECTRIC PLUG**

BAMBOO RAILING

- **BAMBOO DURI** P.43
- **BAMBOO METAL & BAMBOO** P.44

BAMBOO STAIRS

- **BAMBOO STAIRS** P.46

STRUCTURE

COLUMNS & PEDESTALS

In order to prevent ground moisture through capillary and reduce the risk of exposure to rain and direct sun exposure, bamboo columns are commonly placed on pedestal. The pedestals can be done in concrete or with additional river stone on top of the foundations. A steel bar (>12mm diameter) should be stepping out of the pedestal with a minimum of 50cm free length in order to realize to bamboo anchorage.

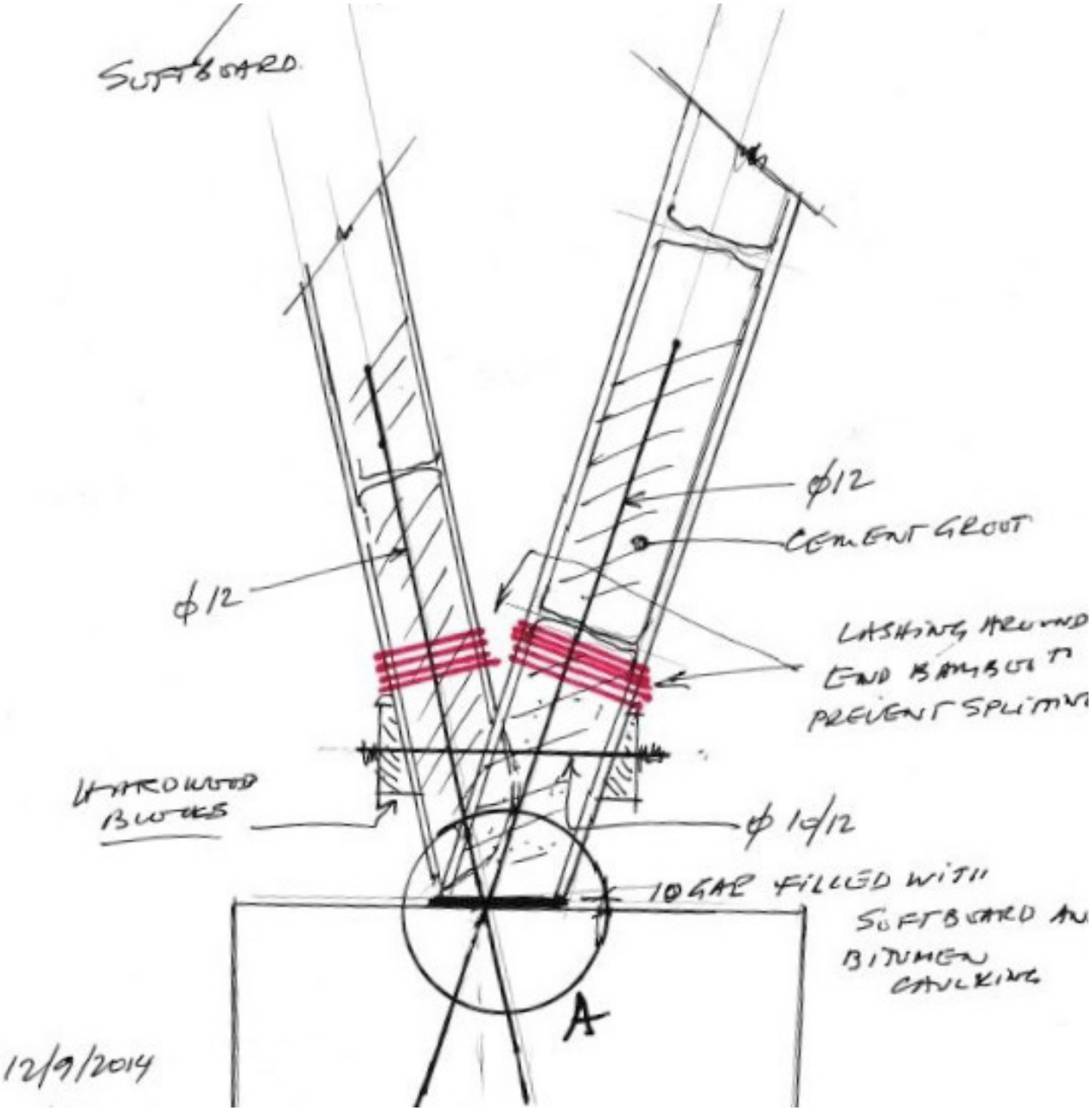

Concrete pedestal and steel anchorage – Technical sketch detail.

COLUMNS & PEDESTALS

The columns for bamboo buildings are commonly done with bamboo petung (Dendrocalamus Asper) Ø 13-15 cm diameter. Black bamboo (Dendrocalamus Asper Sp.) is an alternative for original aesthetic. The roots of the bamboo can be conserved at the base of the columns for additional stiffness and aesthetic.

Bamboo petung with roots and concrete pedestal. Whales and waves, Sumbawa. 2014.

Bamboo petung with concrete pedestal. Warehouse Tripper, Batubulan, Bali. 2015.

Black bamboo petung with concrete pedestal. K Club – Tegallalang, Bali, Indonesia. 2019.

River stone pedestal, Ulaman Eco Retreat, Bali. 2020.



Resin, Mutia Garden Restaurant, Medan, Sumatra. 2018.

CENTRAL COLUMNS

For large spans and circular buildings, central bamboo column can be used. The reciprocal towers offer additional strength to the structure by reducing the length of buckling of each bamboo elements and working together in the most efficient way.

Bamboo petung with roots and concrete pedestal. Whales and waves, Sumbawa. 2014.

Bamboo petung with roots and concrete pedestal. Ekommunity, Munduk, Bali, 2018.

COLUMNS VARIATIONS

To create aesthetic bamboo columns, bamboo tali Ø 6-7cm and Ø 8-10 cm can be used.

Atelier Alam School, Berawa, Bali. 2016.

Triyana Condotel, Petang, Bali. 2018.

Bamboo tali Ø 6-7cm for interior Spa. Kinput, spa – Seychelles Island. 2017.

BAMBOO ARCHES

In order to "curve" the bamboo, a "V" cut is realized on the intrados of the bamboo pole. The "V" cut size and spacing will depend of the bending required for the structure.

01. V Cut to allow the curv

02. Epoxy to fix the V cut

03. Epoxy to fix the V cut

04. Crossing bamboo pin

05. Fixing the V cut with black coconut string

Arches

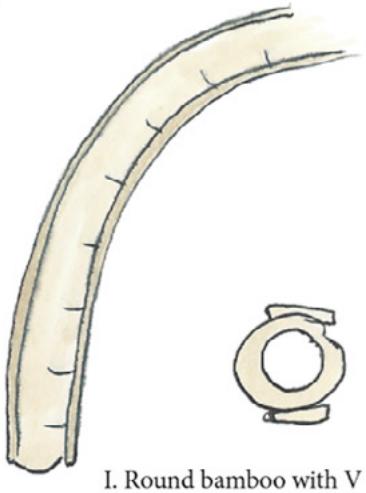

I. Round bamboo with V cuts and two split following the curve

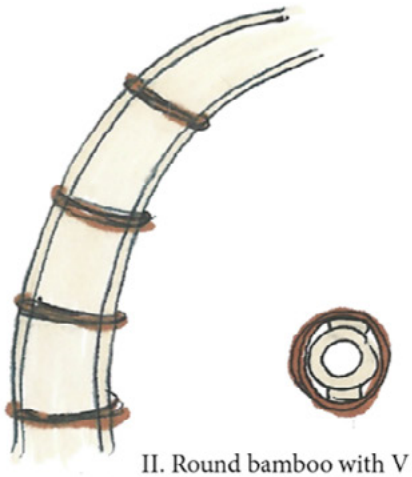

II. Round bamboo with V cuts, two split following the curve, and strings to reinforce the V cuts

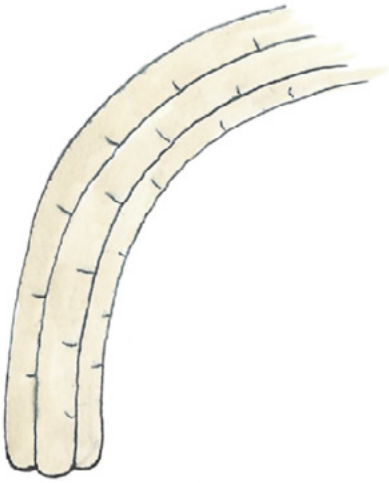

III. Set of bamboo with alternating V cuts



IV. Round bamboo with cavities, 2 splits defining the curve and strings to reinforce

BAMBOO ARCHES

With “V” cut technique, 2 dimensional arches can be realized.

Arches with bamboo petung – Seven Chakra, Yoga – Kerobokan, Bali. 2019.

Arches bamboo tali with 5cm split and ijuk rope – The Nyx - Coconest – Tampaksiring, Bali. 2020.

ROOF STRUCTURE

PT PESONA BAMBU BALI | BAMBOO CONSTRUCTION ENGINEERING
welcome@asalibali.com • Jalan Padat Karya 9 • 80581 Belega, Bali, Indonesia

WWW.ASALIBALI.COM

BEAMS - ROUND BAMBOO Ø 8-10CM & Ø 10-13CM

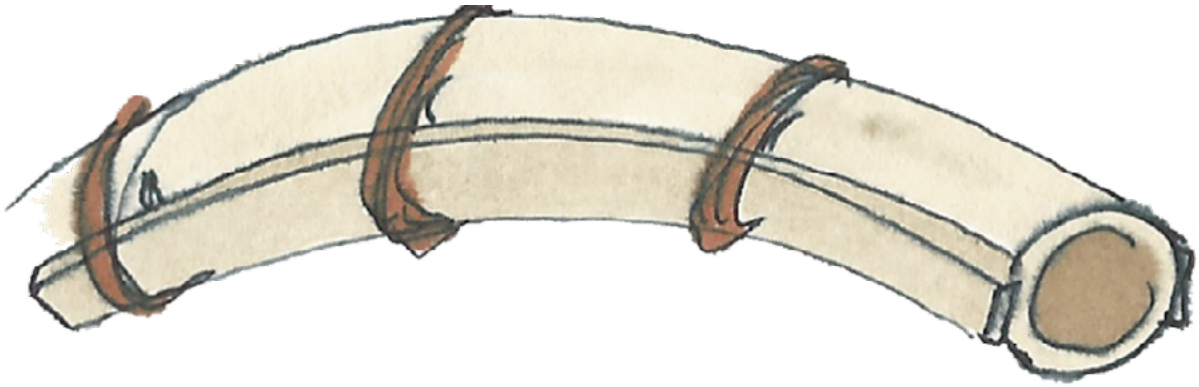

Bamboo beam with "V' cut technique – principle sketch.

Arches with bamboo tali – Seven Chakra, Yoga – Kerobokan, Bali. 2019.

BEAMS - BAMBOO LIDI

In order to realize 3D curved structures, bamboo lidi made out of bamboo strips connected together in bundles are used, integrating additional bamboo splits inside the beam for additional stiffness and allow a better connection with main beams and columns. The diameter of the bamboo lidi beam will depend of the loads applied on the structure and would be sized consequently.

Detail bamboo lidi beam with inside bamboo split to connect with main beams and columns.

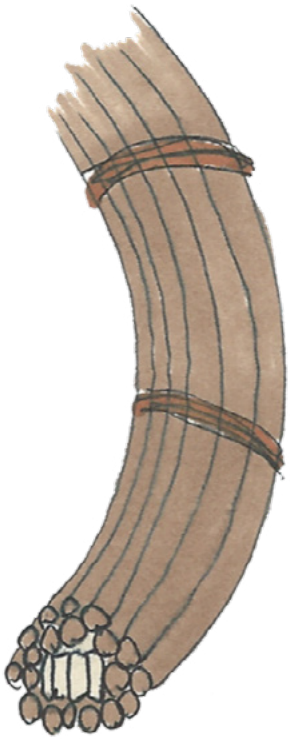

Sketch bamboo lidi.

Bamboo lidi beam supporting the rafters and the roof. RASLI villa, Ubud, 2020.

BEAMS - BAMBOO SPLIT

For 2D curved Beams we can use bamboo split with epoxy. The dimensions of the bamboo split beam will depend of the loads applied on the structure and would be sized consequently. The splits are pinned together with inclined bamboo pins and tight together by metal steel wire and rope.

Split beam for skylight support – Whales and Waves Restaurant, Sumbawa. 2014.

Split beam during construction – Tea House, Ubud, Bali. 2020.

RAFTERS - ROUND BAMBOO Ø 6-7CM

Round bamboo tali (Gigantochloa Apus) of Ø 6-7cm for the rafters offer a particular well adapted solution to realize the roof structure. The bamboo rafters are placed on top of the roof beams, over the roof area in order to install the roof cover. The space between rafters will depend of the roof cover chosen generally 25 to 40cm. (cf Roofing Solutions).

Rafters bamboo tali Ø 6-7 cm. Ekommunity Farmstay & Yoga – Munduk, Bali. 2018.

Rafters bamboo tali Ø 6-7 cm. Mutia Garden Restaurant - Medan,Sumatra. 2019.

RAFTERS - CROSSED SPLIT

The bend of the crossed split rafters allow to follow the organic shape of the roof, conferring an original and aesthetic rendering. White washed finishing can be apply to reinforce the contrast with the roof material. The crossed installation adds stiffness to the roof structure working as a gridshell membrane.

Rafter bamboo split. Ulaman Eco Retreat. Kabakaba, Bali. 2020.

Rafter bamboo splits. K Club ubud – Lobby. Tegallalang, Bali. 2019.

ROOF EDGE - LISPLANK

PT PESONA BAMBU BALI | BAMBOO CONSTRUCTION ENGINEERING
welcome@asalibali.com • Jalan Padat Karya 9 • 80581 Belega, Bali, Indonesia

WWW.ASALIBALI.COM

SPLITS BAMBOO

The roof edge with split bamboo can be applied for straight or 2D curves shapes by placing 3 splits under the rafters and 3 splits on top of it. Splits bamboo for roof edge brings stiffness to the roof by connecting all rafters together through an aesthetic finishing.

Alang alang roof and split roof edge - Eco Symbiosis, Survival Ecotourism - Anambas, Indonesia. 2018

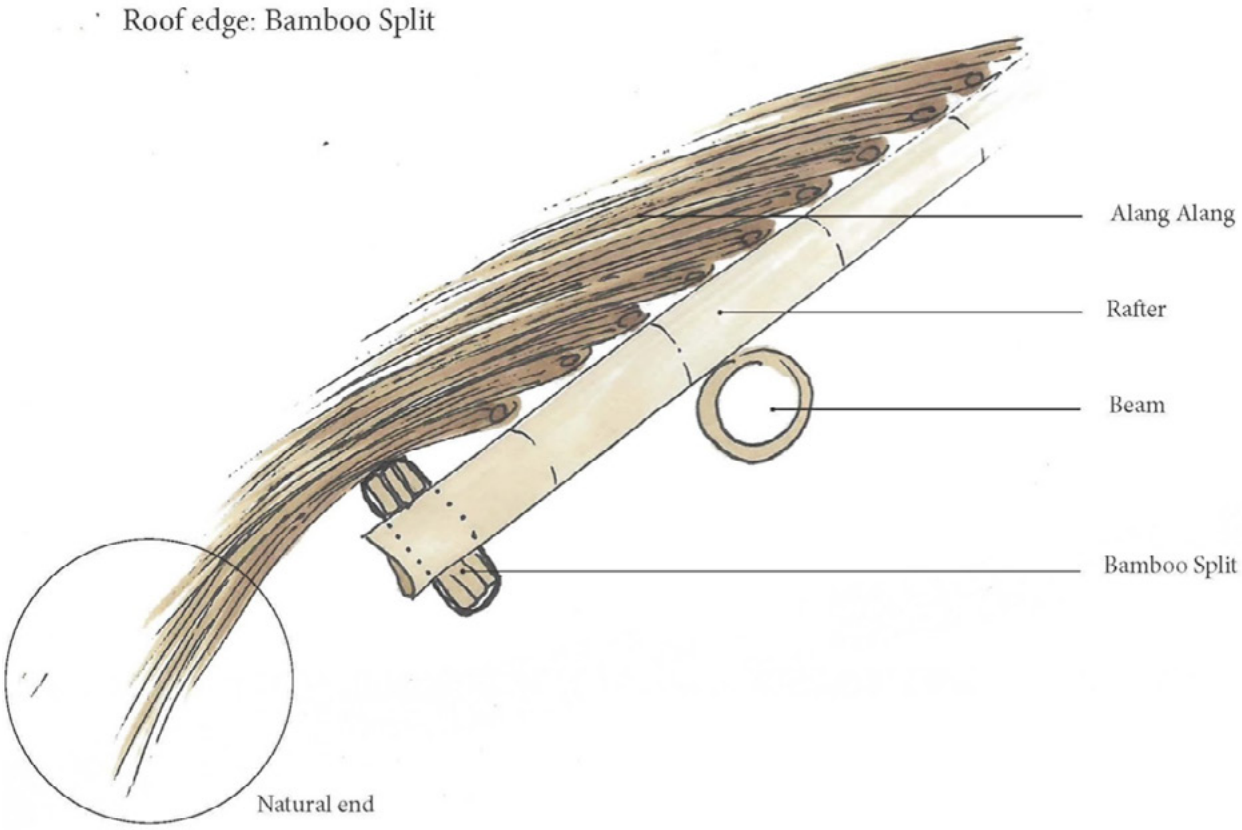
Roof edge: Bamboo Split
Alang Alang
Rafter
Beam
Bamboo Split
Natural end

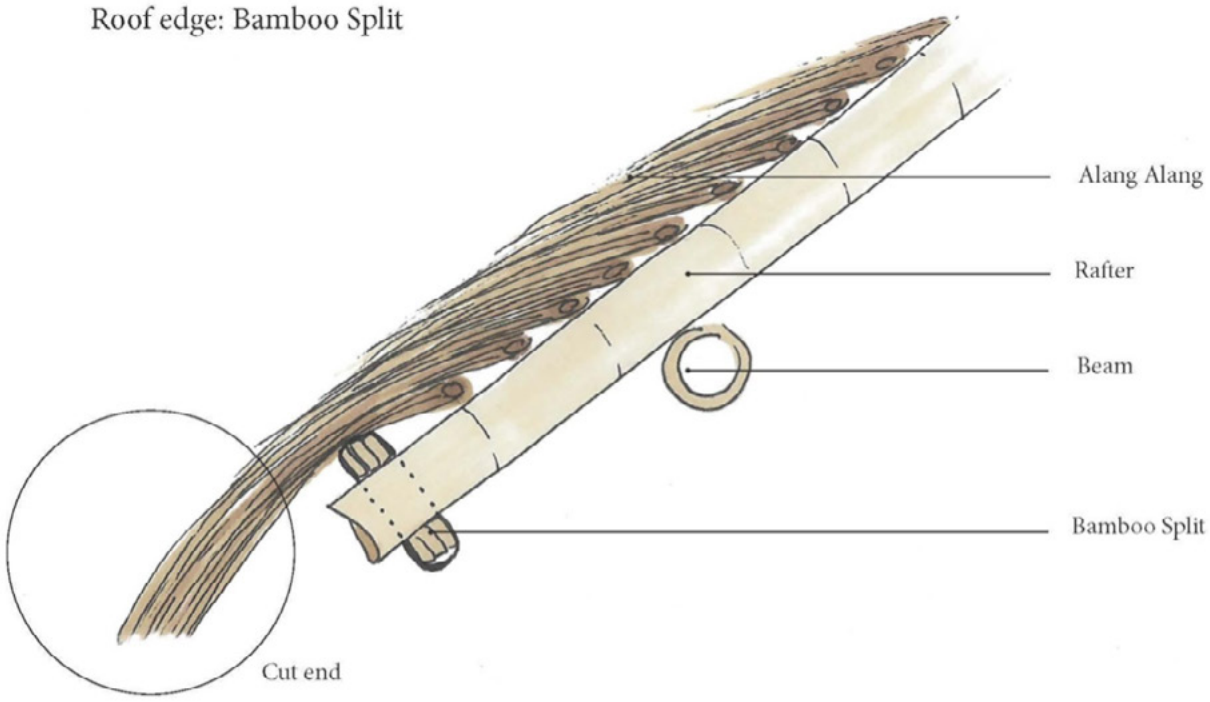
Roof edge: Bamboo Split
Alang Alang
Rafter
Beam
Bamboo Split
Cut end

BAMBOO LIDI

Bamboo lidi is an alternative to splits bamboo which allows 3D curved roof edge.

Bamboo lidi roof edge – Kaba kaba, Bali. 2019.

Bamboo lidi roof edge – K Club lobby – Tegallalang, Bali. 2019.

ROUND BAMBOO Ø 8-10CM

Round bamboo will close all the holes of the bamboo for the rafters. Its round appearance confers a smooth rendering. This element can be applied for straight or 2D curves roof overhang.

Alang alang roof edge with round bamboo – Mutia Garden Restaurant – Medan, Indonesia. 2019.

Alang alang roof edge with round bamboo - Villa Nangka, Gili Air, Indonesia. 2019.

Roof edge: Bamboo Lidi



Roof edge: Round bamboo Ø 8-10cm

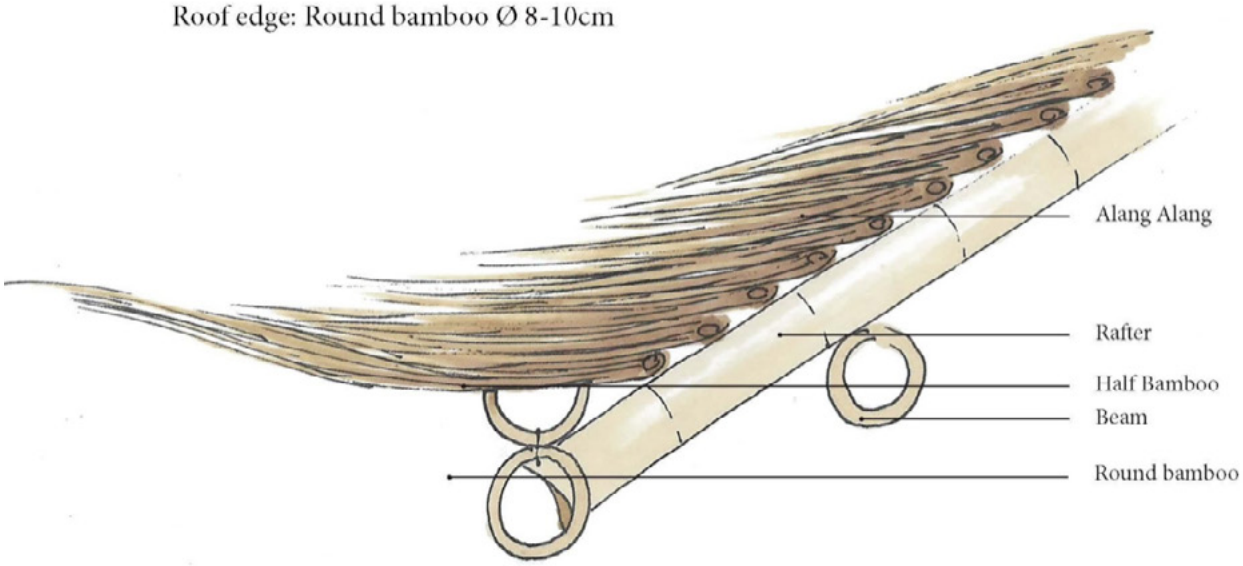

ROOF EDGE COVER

PT PESONA BAMBU BALI | BAMBOO CONSTRUCTION ENGINEERING
welcome@asalibali.com • Jalan Padat Karya 9 • 80581 Belega, Bali, Indonesia

WWW.ASALIBALI.COM

STRAIGHT PELUPUH

For an additional protection against the rain projection and finished aesthetic, the roof edge can be cover with straight bamboo pelupuh.

Seven Chakra, Spa – Kerobokan, Bali. 2019.

Ulaman Eco Retreat, Kaba kaba, Bali. 2020.

ROUND PELUPUH

In order to have an aesthetic finishing and drive the rain water to the back of the roof, a side cover roof edge in pelupuh can be added. With a bamboo split and extra waterproofing it protects the roof edge.



Nusava Eco resort – Nusa Penida, Bali. 2020.

CEILING AND CLADDING

PT PESONA BAMBU BALI | BAMBOO CONSTRUCTION ENGINEERING
welcome@asalibali.com • Jalan Padat Karya 9 • 80581 Belega, Bali, Indonesia

WWW.ASALIBALI.COM

BAMBOO PANCING Ø 3 CM

Bamboo cladding can be done with round bamboo from diameter 2 - 7cm. Wider the bamboo, the fastest it will be for installation, bringing down the final cost.

Bamboo Cladding Ø 2-3cm with lasure dove finishing - Bali, 2018.

Sample bamboo cladding Ø 2-3cm before finishing - Bali, 2019.

BAMBOO TALI Ø 6-7 CM

For a faster installation and reduce cost, we can use bamboo with diameter 6-7cm as the pictures bellow of the project we built in Republic of Congo in 2017.

Bamboo ceiling Ø 6-7cm - Republic of Congo, 2017.

BLACK BAMBOO Ø 6-7 CM

In order to confer a classy and cozy atmosphere to the interior design, black bamboo can be used for partition walls, ceiling or decorations.

Cladding black bamboo before finishing. Sunsri House of Jewelry - Batubulan, Bali, Indonesia. 2018.

Black bamboo cladding. Sunsri House of Jewelry - Batubulan, Bali, Indonesia. 2018.

PELUPUH – OPEN BAMBOO

Pelupuh is a natural material use traditionally in all Indonesia for roofing, cladding and flooring. To do so we use the top part of the bamboo petung, contributing to the valorization of the whole bamboo pole. Pelupuh walls are the most economic solution, most recommended to maximize logistic for remote areas projects and natural rendering. The simple pelupuh should be double with plywood or other material for partition walls.

Bamboo pelupuh, interior bamboo skin on traditional cladding – Bali, Indonesia

RASLI Villa – Ubud, Bali, Indonesia. 2020

ROPES - TALI

PT PESONA BAMBU BALI | BAMBOO CONSTRUCTION ENGINEERING
welcome@asalibali.com • Jalan Padat Karya 9 • 80581 Belega, Bali, Indonesia

WWW.ASALIBALI.COM

TALI IJUK - BLACK COCONUT STRING

The traditional Ijuk is used in Indonesia for the most resistance in exposed environment and weather conditions. Its natural black color offers a nice contrast with yellow bamboo.

Tali Ijuk – Office, Ekommunity – Munduk, Bali. 2018.

Tali bamboo – woven bamboo string

Tali bamboo made out of bamboo fibers fit perfectly with bamboo structure for a homogeneous rendering. It is strong and resistant on shaded areas.

Mutia Garden, Restaurant - Medan, Sumatra, Indonesia. 2018.

TALI MENDONG – WOVEN MENDONG STRING

Tali mendong which is made out of a water plant is a natural material used traditionally to tie bamboo structure and craftship. It has the best balance for durability, reduced price and natural rendering for bamboo projects.

Alam Atelier School - Berawa, Bali, Indonesia. 2016.

TALI RATTAN - RATTAN ROPE

Tali rattan is natural and sustainable resource with fit perfectly with interior design, precise finishes and furniture.

Ulaman Eco Retreat – Kaba Kaba, Bali, Indonesia. 2019

COVER STEEL BAR & COVER HOLE

PT PESONA BAMBU BALI | BAMBOO CONSTRUCTION ENGINEERING
welcome@asalibali.com • Jalan Padat Karya 9 • 80581 Belega, Bali, Indonesia

WWW.ASALIBALI.COM

COVER STEEL BAR - BAMBOO PETUNG

For large diameters steels bars we can use the skin of bamboo petung to hide the steel bars.

Cover of the steel bars with bamboo petung - Tegallalang - Bamboo Lobby. Bali, 2019.

BAMBOO PANCING

Bamboo pancing is another aesthetic solution to cover the steel bars from the bamboo structure using small diameters of bamboo to match perfectly for rendering.

Cover of the steel bars with bamboo pancing – Kitchen, Villa Nangka. Gili Air, Lombok. 2019.

COVER BAMBOO HOLE

To prevent insect and animals to get into the bamboo structure, we can use albecia wood to close the bamboo holes for an aesthetic and natural rendering.

Cover holes with albecia wood (closed and not closed)- K Club – Tegallalang, Bali. 2019.

ELECTRIC INSTALLATION

PT PESONA BAMBU BALI | BAMBOO CONSTRUCTION ENGINEERING
welcome@asalibali.com • Jalan Padat Karya 9 • 80581 Belega, Bali, Indonesia

WWW.ASALIBALI.COM

ELECTRIC INSTALLATION

For a perfect integration of the electric plugs, we can integrate bamboo opening to pass the electric cables inside the bamboo columns.

Electric installation sample.

Tripper Nature, Atrium – Batubulan, Bali, Indonesia. 2017.

Meditation center, Sangketan, Bali. 2020.

The Nyx, Coconest –Tampaksiring, Bali, Indonesia. 2020.

BAMBOO RAILING

PT PESONA BAMBU BALI | BAMBOO CONSTRUCTION ENGINEERING
welcome@asalibali.com • Jalan Padat Karya 9 • 80581 Belega, Bali, Indonesia

WWW.ASALIBALI.COM

BAMBOO DURI

For a natural railing and finishing, the bamboo slices made out of the species of bamboo call bamboo duri with natural tight internodes. The top part railing should be at a minimum of 1,03m height.

Ekommunity Farmstay& Yoga, Dormitory - Munduk, Bali, Indonesia. 2018

Babcock Villa – Ubud, Bali, Indonesia. 2020

METAL & BAMBOO LIDI

Del Mango Lobby –Seminyak, Bali. 2020.

METAL GRID & BAMBOO FRAME

Bamboo railing frame and metal grid for green railing. The Nyx, Tampaksiring, Bali. 2020.

BAMBOO STAIRS

PT PESONA BAMBU BALI | BAMBOO CONSTRUCTION ENGINEERING
welcome@asalibali.com • Jalan Padat Karya 9 • 80581 Belega, Bali, Indonesia

WWW.ASALIBALI.COM

BAMBOO STAIRS

For a complete bamboo set, bamboo stairs fit well with the building. The steps are 15-20cm height and can be cover with wood, bamboo splits or bamboo planks.

Ulaman Eco Retreat – KabaKaba, Bali, Indonesia. 2020

Bamboo stairs & wood steps.Villa Nangka – Gili Air, Bali. 2020.

The Nyx, Mezzanine – Tampaksiring, Bali. 2020.

Discover more about us on
www.asalibali.com

CONTACT US FOR YOUR BAMBOO PROJECTS

PT PESONA BAMBU BALI
BAMBOO CONSTRUCTION ENGINEERING

62(0)811 388 643
welcome@asalibali.com